

**passerelle a fondo forato** | perforated bottom cable trays

**INDICE** | **INDEX**

Note tecniche	2	<i>Technical informations</i>
Elemento rettilineo	4	<i>Straight element</i>
Curva piana 90°	5	<i>90° horizontal bend</i>
Curva piana 45°	6	<i>45° horizontal bend</i>
Curva salita 90°	7	<i>90° internal vertical bend</i>
Curva discesa 90°	8	<i>90° external vertical bend</i>
Derivazione T	9	<i>Tee</i>
Derivazione T laterale	10	<i>Lateral tee</i>
Incrocio	11	<i>Cross</i>
Riduzione centrale	12	<i>Central reduction</i>
Riduzione destra	13	<i>Right reduction</i>
Riduzione sinistra	14	<i>Left reduction</i>
Giunto normale	15	<i>Normal joint</i>
Giunto per pezzi speciali	15	<i>Joint for special components</i>
Bullone per giunzioni	16	<i>Bolt for joints</i>
Bullone fissaggio passerella	16	<i>Cable raceways fixing bolt</i>
Bullone fissaggio passerella a rack	16	<i>Cable raceways fixing bolt to rack</i>
Fissaggio coperchio	17	<i>Cover fixing</i>
Esempio di assemaggio	19	<i>Assembling example</i>



**INTRODUZIONE**

Le passerelle forate ad aletta semplice tipo PFS trovano la migliore utilizzazione nel montaggio degli impianti di strumentazione.

Sono infatti particolarmente adatte al contenimento di cavi di e tubi in rame di piccola sezione.

Le caratteristiche costruttive derivano dalla lunga esperienza SITIE nel settore dei montaggi industriali, ne consentono l'utilizzo in impianti che per le loro caratteristiche necessitano di elevata sicurezza ed affidabilità.

Lavorando da anni in regime di qualità, con le certificazioni per qualità, ambiente e sicurezza ISO 9001-2000, ISO 14001 e OHSAS 18001, SITIE detiene il marchio IMQ per tale tipo di passerelle.

Le tipologie certificate sono contrassegnate nel presente catalogo dal marchio

**NOTE TECNICHE**

Le passerelle forate ad aletta semplice tipo PFS sono progettate e costruite in conformità alla norma CEI EN 61537 Classe 23-76 e sono fornibili nei seguenti materiali:

- acciaio al carbonio S235JR (norma di riferimento UNI EN 10025) e zincate a caldo per immersione dopo lavorazione secondo norma CEI 7.6
- acciaio inox AISI 304
- acciaio inox AISI 316
- lamiera di acciaio zincato a caldo tipo sendzimir, S250GD Z200 (norma di riferimento UNI EN 10147).

Le passerelle forate ad aletta diritta tipo PFS sono ottenute da profilatura a freddo.

I raggi di curvatura dei pezzi speciali tengono conto delle normative CEI 11-17 che stabiliscono un raggio minimo di curvatura in rapporto al diametro del cavo a richiesta è possibile fornire raggi di curvatura diversi.

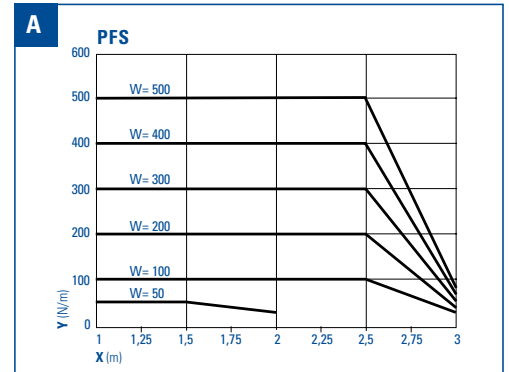
I coperchi sono costruiti normalmente piani di spessore 1,00 mm.

A richiesta si possono avere spessori maggiori e forma spiovente.

**PORTATE DELLE PASSERELLE** (fig. A)

Il sistema di passerelle forate ad aletta semplice tipo PFS è stato sottoposto ai test per la definizione dei carichi massimi applicabili (SWL – Safe Working Load) in conformità alla norma CEI EN 61537.

Riportiamo qui di seguito il diagramma che definisce, in funzione della distanza tra i sostegni, il carico massimo sopportabile uniformemente distribuito (UDL – Uniformly Distributed load).



— Carico uniformemente distribuito / Uniformly distributed load  
 X Distanza tra gli appoggi (metri) / Distance between supports (meters)  
 Y Carico uniformemente distribuito (N/m) / Uniformly distributed load (N/m)



Certificato IMQ CA02.02591 per Passerelle a fondo forato.

IMQ approval certificate CA02.02591 for Perforated bottom cable trays.

**CONTINUITÀ ELETTRICA**

Il sistema di passerelle forate ad aletta semplice tipo PFS è stato sottoposto ai test per la verifica della continuità elettrica in conformità alla norma CEI EN 61537.

La prova consiste nel far passare una corrente di 25 A, con frequenza compresa tra 50 e 60 Hz, per tutta la lunghezza dei campioni; la caduta di tensione deve essere misurata sia attraverso il giunto che sulla passerella intera, e quindi:

- tra due punti a 50 mm da ogni lato del giunto
- tra due punti a distanza 500 mm su un lato rispetto al giunto.


Le impedenze misurate non devono superare i 50 mΩ attraverso il giunto e 5 mΩ per metro senza il giunto. La prova è stata eseguita su due elementi di passerella uniti da un giunto e 8 bulloni con quadro sotto testa M6x12.

**INTRODUCTION**

Perforated cable trays with single ribs PFS type are the best solution for the installation of instrumentation plants.

They are, in fact, particularly suitable for the containment of low-section copper cables and pipes.

Constructional features, which are the results of SITIE long experience in the field of industrial installations, permit their use and installation in all kinds of environment where reliability and safety are priority-requirements.

Further to a long experience under a quality control system, with the ISO 9001-2000, ISO 14001 and OHSAS 18001 certifications for quality, environment and safety, SITIE has obtained the IMQ mark for this kind of cable trays. Certified typologies are countermarked on this catalogue with mark .

**TECHNICAL NOTES**

Perforated Cable Trays with single ribs PFS type are designed and manufactured in accordance with the standard CEI EN 61537 Class 23-76 and can be manufactured made of:

- carbon steel S235JR  
(reference standard UNI EN 10025)  
hot dip galvanized after working according to CEI 7.6;
- stainless steel AISI 304;
- stainless steel AISI 316;
- sendzimir S250GD Z200  
(reference standard UNI EN 10147).

Perforated cable trays with single ribs PFS type are obtained by cold-profiling of coils.

Bending radii of special pieces take into consideration the CEI 11-17 standard, which settles the minimum bending radius according to cable's diameter; on request, we can supply different bending radii.

Standard covers are plane type and 1.00 mm thick.

On request, higher thickness can be manufactured as well as flowing type covers.

**PERFORATED TRAYS CAPACITY LOAD** (Picture A)

Perforated Cable trays with single ribs PFS type have been tested through strict tests, to define the maximum admissible load (SWL – Safe Working Load) in compliance with the CEI EN 61537 standard; please find herewith enclosed the diagrams which define, according to the distance between supports, the maximum admissible distributed load (UDL – Uniformly Distributed Load).

**ELECTRICAL CONTINUITY**


Perforated Cable Trays with single ribs PFS type have been tested to verify the electrical continuity in accordance with CEI EN 61537 standard.

The test consists in the passage all along the elements of a 25A electric current, with a frequency between 50 and 60 Hz; the voltage drop must be measured both through the joint and on the whole tray, therefore:

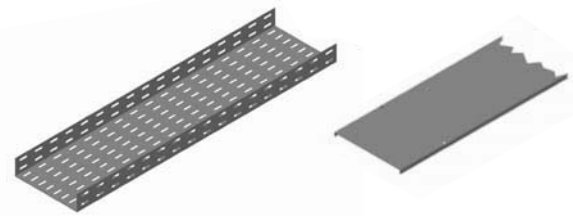
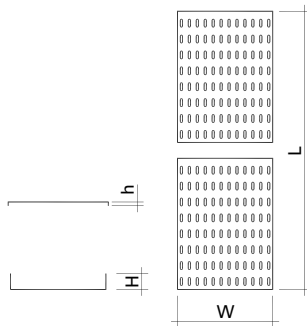
- between two points, 50 mm away from each side of the joint;
- between two points, on one side 500 mm away from the joint.

The measured impedances shouldn't exceed 50 mΩ through the joint and 5 mΩ per metre without the joint.

The test has been carried out on two straight elements connected by one joint fixed by 8 cup square screws M6x12.



4 [ elemento rettilineo | straight element ]

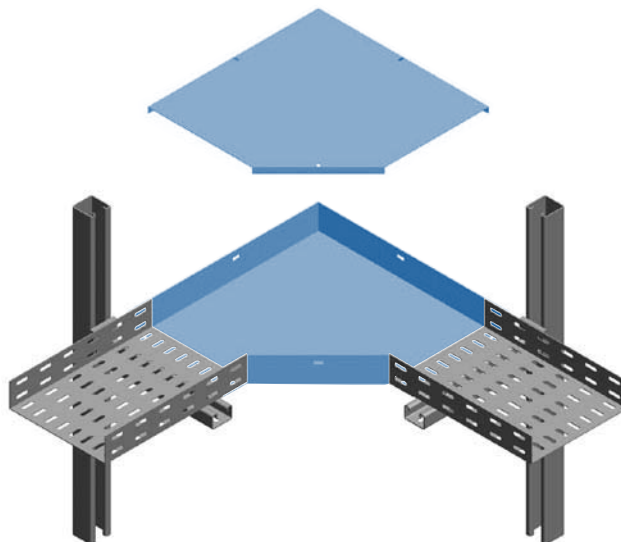


PFS

[ elemento rettilineo | straight element ]


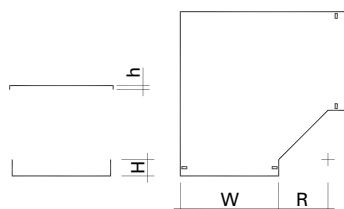
ELEMENTO   ELEMENT					CODICE   CODE				
Descr.	H	W	L	Th	HDG	AISI 304	AISI 316	SENDZIMIR	
PFS25-DR-50/10	25	50	3000	1	ZSA1DR3001	ISA1DR3001	YSA1DR3001	SSA1DR3001	
PFS25-DR-100/10	25	100	3000	1	ZSA1DR3002	ISA1DR3002	YSA1DR3002	SSA1DR3002	
PFS25-DR-50/12	25	50	3000	1,2	ZSB1DR3001	ISB1DR3001	YSB1DR3001	SSB1DR3001	
PFS25-DR-100/12	25	100	3000	1,2	ZSB1DR3002	ISB1DR3002	YSB1DR3002	SSB1DR3002	
PFS50-DR-50/12	50	50	3000	1,2	ZSB2DR3001	ISB2DR3001	YSB2DR3001	SSB2DR3001	
PFS50-DR-100/12	50	100	3000	1,2	ZSB2DR3002	ISB2DR3002	YSB2DR3002	SSB2DR3002	
PFS50-DR-200/12	50	200	3000	1,2	ZSB2DR3004	ISB2DR3004	YSB2DR3004	SSB2DR3004	
PFS50-DR-300/12	50	300	3000	1,2	ZSB2DR3006	ISB2DR3006	YSB2DR3006	SSB2DR3006	
PFS50-DR-50/15	50	50	3000	1,5	ZSC2DR3001	ISC2DR3001	YSC2DR3001	SSC2DR3001	
PFS50-DR-100/15	50	100	3000	1,5	ZSC2DR3002	ISC2DR3002	YSC2DR3002	SSC2DR3002	
PFS50-DR-200/15	50	200	3000	1,5	ZSC2DR3004	ISC2DR3004	YSC2DR3004	SSC2DR3004	
PFS50-DR-300/15	50	300	3000	1,5	ZSC2DR3006	ISC2DR3006	YSC2DR3006	SSC2DR3006	
PFS75-DR-100/12	100	100	3000	1,2	ZSB3DR3002	ISB3DR3002	YSB3DR3002	SSB3DR3002	
PFS75-DR-200/12	100	200	3000	1,2	ZSB3DR3004	ISB3DR3004	YSB3DR3004	SSB3DR3004	
PFS75-DR-300/12	100	300	3000	1,2	ZSB3DR3006	ISB3DR3006	YSB3DR3006	SSB3DR3006	
PFS75-DR-400/12	100	400	3000	1,2	ZSB3DR3008	ISB3DR3008	YSB3DR3008	SSB3DR3008	
PFS75-DR-500/12	100	500	3000	1,2	ZSB3DR3010	ISB3DR3010	YSB3DR3010	SSB3DR3010	
PFS75-DR-100/15	100	100	3000	1,5	ZSC3DR3002	ISC3DR3002	YSC3DR3002	SSC3DR3002	
PFS75-DR-200/15	100	200	3000	1,5	ZSC3DR3004	ISC3DR3004	YSC3DR3004	SSC3DR3004	
PFS75-DR-300/15	100	300	3000	1,5	ZSC3DR3006	ISC3DR3006	YSC3DR3006	SSC3DR3006	
PFS75-DR-400/15	100	400	3000	1,5	ZSC3DR3008	ISC3DR3008	YSC3DR3008	SSC3DR3008	
PFS75-DR-500/15	100	500	3000	1,5	ZSC3DR3010	ISC3DR3010	YSC3DR3010	SSC3DR3010	
COPERCHIO   COVER					CODICE   CODE				
Descr.	h	W	L	Th	HDG	AISI 304	AISI 316	SENDZIMIR	
CDR-50/10	12	50	2000	1	ZLA0DR2001	ILA0DR2001	YLA0DR2001	SLA0DR2001	
CDR-100/10	12	100	2000	1	ZGA0DR2002	IGA0DR2002	YGA0DR2002	SGA0DR2002	
CDR-200/10	12	200	2000	1	ZGA0DR2004	IGA0DR2004	YGA0DR2004	SGA0DR2004	
CDR-300/10	12	300	2000	1	ZGA0DR2006	IGA0DR2006	YGA0DR2006	SGA0DR2006	
CDR-400/10	12	400	2000	1	ZGA0DR2008	IGA0DR2008	YGA0DR2008	SGA0DR2008	
CDR-500/10	12	500	2000	1	ZGA0DR3010	IGA0DR3010	YGA0DR3010	SGA0DR3010	

**A richiesta.** Materiale: Alluminio - Finitura: Verniciatura - Altezza (H): 50÷100 mm - Lunghezza (L): fino a 6000 mm - Spessore (Th): 1,2 - 1,5 - 2 mm - Fondo chiuso.  
**On request.** Material: Aluminium - Finish: Paint job - Height (H): 50÷100 mm - Length (L): Until 6000 mm - Thickness (Th): 1,2 - 1,5 - 2 mm - Solid bottom.



[ curva piana 90° | 90° horizontal bend ]

5



ELEMENTO | ELEMENT

CODICE | CODE

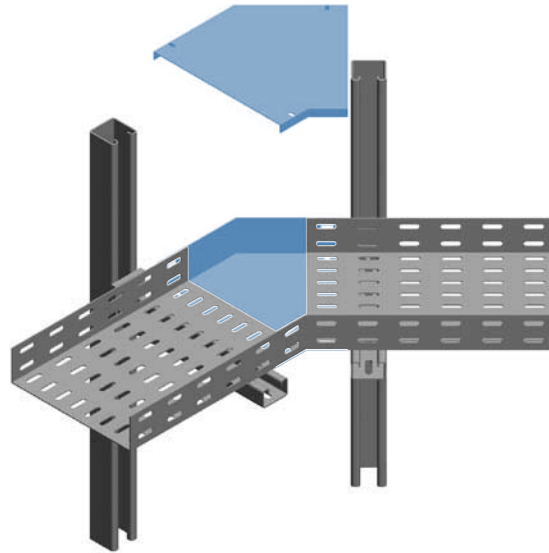
Descr.	H	W	R	Th	HDG	AISI 304	AISI 316	SENDZIMIR
PFS25-C90-1-50/10	25	50	150	1	ZSA1C91001	ISA1C91001	YSA1C91001	SSA1C91001
PFS25-C90-1-100/10	25	100	150	1	ZSA1C91002	ISA1C91002	YSA1C91002	SSA1C91002
PFS25-C90-1-50/12	25	50	150	1,2	ZSB1C91001	ISB1C91001	YSB1C91001	SSB1C91001
PFS25-C90-1-100/12	25	100	150	1,2	ZSB1C91002	ISB1C91002	YSB1C91002	SSB1C91002
PFS50-C90-1-50/12	50	50	150	1,2	ZSB2C91001	ISB2C91001	YSB2C91001	SSB2C91001
PFS50-C90-1-100/12	50	100	150	1,2	ZSB2C91002	ISB2C91002	YSB2C91002	SSB2C91002
PFS50-C90-1-200/12	50	200	150	1,2	ZSB2C91004	ISB2C91004	YSB2C91004	SSB2C91004
PFS50-C90-1-300/12	50	300	150	1,2	ZSB2C91006	ISB2C91006	YSB2C91006	SSB2C91006
PFS50-C90-1-50/15	50	50	150	1,5	ZSC2C91001	ISC2C91001	YSC2C91001	SSC2C91001
PFS50-C90-1-100/15	50	100	150	1,5	ZSC2C91002	ISC2C91002	YSC2C91002	SSC2C91002
PFS50-C90-1-200/15	50	200	150	1,5	ZSC2C91004	ISC2C91004	YSC2C91004	SSC2C91004
PFS50-C90-1-300/15	50	300	150	1,5	ZSC2C91006	ISC2C91006	YSC2C91006	SSC2C91006
PFS75-C90-1-100/12	75	100	150	1,2	ZSB3C91002	ISB3C91002	YSB3C91002	SSB3C91002
PFS75-C90-1-200/12	75	200	150	1,2	ZSB3C91004	ISB3C91004	YSB3C91004	SSB3C91004
PFS75-C90-1-300/12	75	300	150	1,2	ZSB3C91006	ISB3C91006	YSB3C91006	SSB3C91006
PFS75-C90-1-400/12	75	400	150	1,2	ZSB3C91008	ISB3C91008	YSB3C91008	SSB3C91008
PFS75-C90-1-500/12	75	500	150	1,2	ZSB3C91010	ISB3C91010	YSB3C91010	SSB3C91010
PFS75-C90-1-100/15	75	100	150	1,5	ZSC3C91002	ISC3C91002	YSC3C91002	SSC3C91002
PFS75-C90-1-200/15	75	200	150	1,5	ZSC3C91004	ISC3C91004	YSC3C91004	SSC3C91004
PFS75-C90-1-300/15	75	300	150	1,5	ZSC3C91006	ISC3C91006	YSC3C91006	SSC3C91006
PFS75-C90-1-400/15	75	400	150	1,5	ZSC3C91008	ISC3C91008	YSC3C91008	SSC3C91008
PFS75-C90-1-500/15	75	500	150	1,5	ZSC3C91010	ISC3C91010	YSC3C91010	SSC3C91010

COPERCHIO | COVER

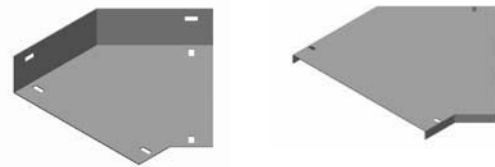
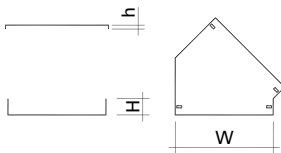
CODICE | CODE

Descr.	h	W	R	Th	HDG	AISI 304	AISI 316	SENDZIMIR
PFS-CC90-1-50/10	12	50	150	1	ZLA0C91001	ILA0C91001	YLA0C91001	SLA0C91001
PFS-CC90-1-100/10	12	100	150	1	ZLA0C91002	ILA0C91002	YLA0C91002	SLA0C91002
PFS-CC90-1-200/10	12	200	150	1	ZLA0C91004	ILA0C91004	YLA0C91004	SLA0C91004
PFS-CC90-1-300/10	12	300	150	1	ZLA0C91006	ILA0C91006	YLA0C91006	SLA0C91006
PFS-CC90-1-400/10	12	400	150	1	ZLA0C91008	ILA0C91008	YLA0C91008	SLA0C91008
PFS-CC90-1-500/10	12	500	150	1	ZLA0C91010	ILA0C91010	YLA0C91010	SLA0C91010

**A richiesta.** Materiale: Alluminio - Finitura: Verniciatura - Altezza (H): 50-100 mm - Raggio (R): 100-300 mm - Spessore (Th): 1,2 - 1,5 - 2 mm.  
**On request.** Material: Aluminium - Finish: Paint job - Height (H): 50-100 mm - Radius (R): 100-300 mm - Thickness (Th): 1,2 - 1,5 - 2 mm.



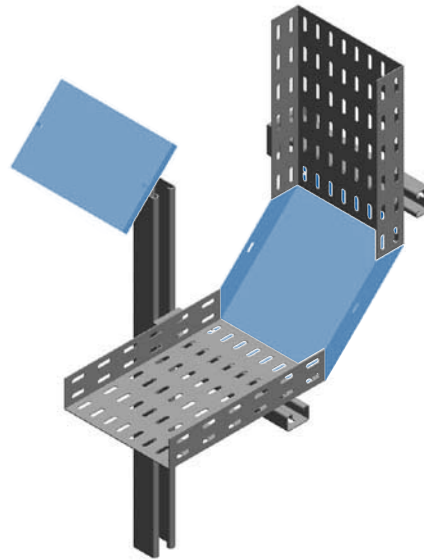
[ curva piana 45° | 45° horizontal bend ]



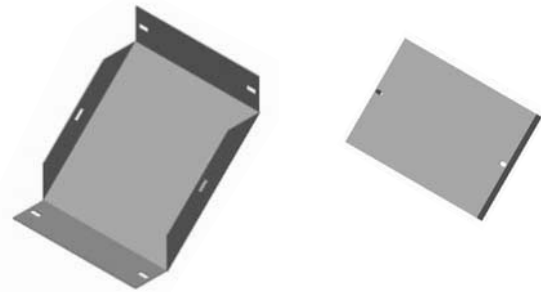
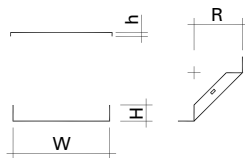
ELEMENTO   ELEMENT					CODICE   CODE				
Descr.	H	W	R	Th	HDG	AISI 304	AISI 316	SENDZIMIR	
PFS25-C45-1-50/10	25	50	150	1	ZSA1C41001	ISA1C41001	YSA1C41001	SSA1C41001	
PFS25-C45-1-100/10	25	100	150	1	ZSA1C41002	ISA1C41002	YSA1C41002	SSA1C41002	
PFS25-C45-1-50/12	25	50	150	1,2	ZSB1C41001	ISB1C41001	YSB1C41001	SSB1C41001	
PFS25-C45-1-100/12	25	100	150	1,2	ZSB1C41002	ISB1C41002	YSB1C41002	SSB1C41002	
PFS50-C45-1-50/12	50	50	150	1,2	ZSB2C41001	ISB2C41001	YSB2C41001	SSB2C41001	
PFS50-C45-1-100/12	50	100	150	1,2	ZSB2C41002	ISB2C41002	YSB2C41002	SSB2C41002	
PFS50-C45-1-200/12	50	200	150	1,2	ZSB2C41004	ISB2C41004	YSB2C41004	SSB2C41004	
PFS50-C45-1-300/12	50	300	150	1,2	ZSB2C41006	ISB2C41006	YSB2C41006	SSB2C41006	
PFS50-C45-1-50/15	50	50	150	1,5	ZSC2C41001	ISC2C41001	YSC2C41001	SSC2C41001	
PFS50-C45-1-100/15	50	100	150	1,5	ZSC2C41002	ISC2C41002	YSC2C41002	SSC2C41002	
PFS50-C45-1-200/15	50	200	150	1,5	ZSC2C41004	ISC2C41004	YSC2C41004	SSC2C41004	
PFS50-C45-1-300/15	50	300	150	1,5	ZSC2C41006	ISC2C41006	YSC2C41006	SSC2C41006	
PFS75-C45-1-100/12	75	100	150	1,2	ZSB3C41002	ISB3C41002	YSB3C41002	SSB3C41002	
PFS75-C45-1-200/12	75	200	150	1,2	ZSB3C41004	ISB3C41004	YSB3C41004	SSB3C41004	
PFS75-C45-1-300/12	75	300	150	1,2	ZSB3C41006	ISB3C41006	YSB3C41006	SSB3C41006	
PFS75-C45-1-400/12	75	400	150	1,2	ZSB3C41008	ISB3C41008	YSB3C41008	SSB3C41008	
PFS75-C45-1-500/12	75	500	150	1,2	ZSB3C41010	ISB3C41010	YSB3C41010	SSB3C41010	
PFS75-C45-1-100/15	75	100	150	1,5	ZSC3C41002	ISC3C41002	YSC3C41002	SSC3C41002	
PFS75-C45-1-200/15	75	200	150	1,5	ZSC3C41004	ISC3C41004	YSC3C41004	SSC3C41004	
PFS75-C45-1-300/15	75	300	150	1,5	ZSC3C41006	ISC3C41006	YSC3C41006	SSC3C41006	
PFS75-C45-1-400/15	75	400	150	1,5	ZSC3C41008	ISC3C41008	YSC3C41008	SSC3C41008	
PFS75-C45-1-500/15	75	500	150	1,5	ZSC3C41010	ISC3C41010	YSC3C41010	SSC3C41010	

COPERCHIO   COVER					CODICE   CODE				
Descr.	h	W	R	Th	HDG	AISI 304	AISI 316	SENDZIMIR	
PFS-CC45-1-50/10	12	50	150	1	ZLA0C41001	ILA0C41001	YLA0C41001	SLA0C41001	
PFS-CC45-1-100/10	12	100	150	1	ZLA0C41002	ILA0C41002	YLA0C41002	SLA0C41002	
PFS-CC45-1-200/10	12	200	150	1	ZLA0C41004	ILA0C41004	YLA0C41004	SLA0C41004	
PFS-CC45-1-300/10	12	300	150	1	ZLA0C41006	ILA0C41006	YLA0C41006	SLA0C41006	
PFS-CC45-1-400/10	12	400	150	1	ZLA0C41008	ILA0C41008	YLA0C41008	SLA0C41008	
PFS-CC45-1-500/10	12	500	150	1	ZLA0C41010	ILA0C41010	YLA0C41010	SLA0C41010	

**A richiesta.** Materiale: Alluminio - Finitura: Verniciatura - Altezza (H): 50÷100 mm - Raggio (R): 100÷300 mm - Spessore (Th): 1,2 - 1,5 - 2 mm.  
**On request.** Material: Aluminium - Finish: Paint job - Height (H): 50÷100 mm - Radius (R): 100÷300 mm - Thickness (Th): 1,2 - 1,5 - 2 mm.



[ curva salita 90° | 90° internal vertical bend ]



ELEMENTO | ELEMENT

CODICE | CODE

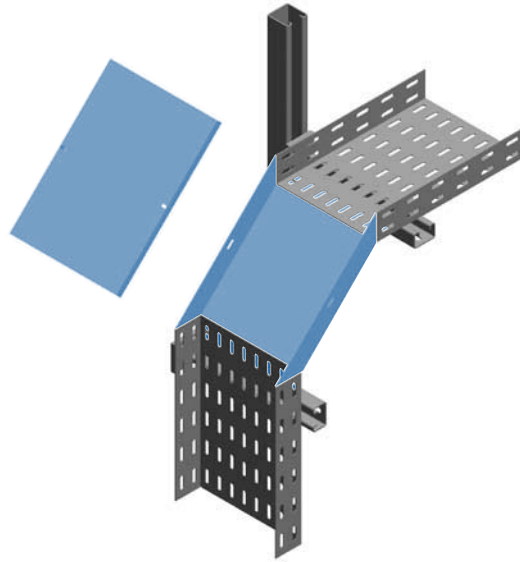
Descr.	H	W	R	Th	HDG	AISI 304	AISI 316	SENDZIMIR
PFS25-CS90-1-50/10	25	50	150	1	ZSA1S91001	ISA1S91001	YSA1S91001	SSA1S91001
PFS25-CS90-1-100/10	25	100	150	1	ZSA1S91002	ISA1S91002	YSA1S91002	SSA1S91002
PFS25-CS90-1-50/12	25	50	150	1,2	ZSB1S91001	ISB1S91001	YSB1S91001	SSB1S91001
PFS25-CS90-1-100/12	25	100	150	1,2	ZSB1S91002	ISB1S91002	YSB1S91002	SSB1S91002
PFS50-CS90-1-50/12	50	50	150	1,2	ZSB2S91001	ISB2S91001	YSB2S91001	SSB2S91001
PFS50-CS90-1-100/12	50	100	150	1,2	ZSB2S91002	ISB2S91002	YSB2S91002	SSB2S91002
PFS50-CS90-1-200/12	50	200	150	1,2	ZSB2S91004	ISB2S91004	YSB2S91004	SSB2S91004
PFS50-CS90-1-300/12	50	300	150	1,2	ZSB2S91006	ISB2S91006	YSB2S91006	SSB2S91006
PFS50-CS90-1-50/15	50	50	150	1,5	ZSC2S91001	ISC2S91001	YSC2S91001	SSC2S91001
PFS50-CS90-1-100/15	50	100	150	1,5	ZSC2S91002	ISC2S91002	YSC2S91002	SSC2S91002
PFS50-CS90-1-200/15	50	200	150	1,5	ZSC2S91004	ISC2S91004	YSC2S91004	SSC2S91004
PFS50-CS90-1-300/15	50	300	150	1,5	ZSC2S91006	ISC2S91006	YSC2S91006	SSC2S91006
PFS75-CS90-1-100/12	75	100	150	1,2	ZSB3S91002	ISB3S91002	YSB3S91002	SSB3S91002
PFS75-CS90-1-200/12	75	200	150	1,2	ZSB3S91004	ISB3S91004	YSB3S91004	SSB3S91004
PFS75-CS90-1-300/12	75	300	150	1,2	ZSB3S91006	ISB3S91006	YSB3S91006	SSB3S91006
PFS75-CS90-1-400/12	75	400	150	1,2	ZSB3S91008	ISB3S91008	YSB3S91008	SSB3S91008
PFS75-CS90-1-500/12	75	500	150	1,2	ZSB3S91010	ISB3S91010	YSB3S91010	SSB3S91010
PFS75-CS90-1-100/15	75	100	150	1,5	ZSC3S91002	ISC3S91002	YSC3S91002	SSC3S91002
PFS75-CS90-1-200/15	75	200	150	1,5	ZSC3S91004	ISC3S91004	YSC3S91004	SSC3S91004
PFS75-CS90-1-300/15	75	300	150	1,5	ZSC3S91006	ISC3S91006	YSC3S91006	SSC3S91006
PFS75-CS90-1-400/15	75	400	150	1,5	ZSC3S91008	ISC3S91008	YSC3S91008	SSC3S91008
PFS75-CS90-1-500/15	75	500	150	1,5	ZSC3S91010	ISC3S91010	YSC3S91010	SSC3S91010

COPERCHIO | COVER

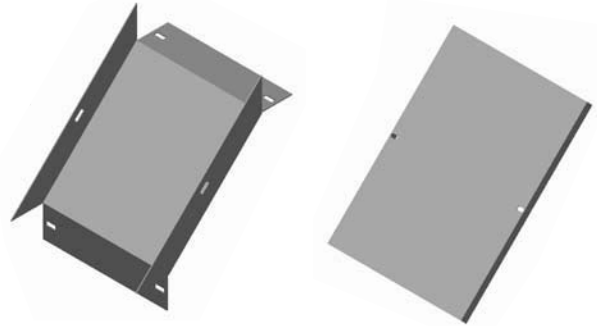
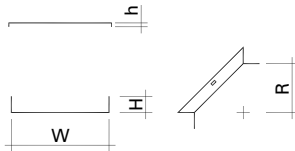
CODICE | CODE

Descr.	h	W	R	Th	HDG	AISI 304	AISI 316	SENDZIMIR
PFS25-CCS90-1-50/10	12	50	150	1	ZLA1S91001	ILA1S91001	YLA1S91001	SLA1S91001
PFS25-CCS90-1-100/10	12	100	150	1	ZLA1S91002	ILA1S91002	YLA1S91002	SLA1S91002
PFS50-CCS90-1-50/10	12	50	150	1	ZLA2S91001	ILA2S91001	YLA2S91001	SLA2S91001
PFS50-CCS90-1-100/10	12	100	150	1	ZLA2S91002	ILA2S91002	YLA2S91002	SLA2S91002
PFS50-CCS90-1-200/10	12	200	150	1	ZLA2S91004	ILA2S91004	YLA2S91004	SLA2S91004
PFS50-CCS90-1-300/10	12	300	150	1	ZLA2S91006	ILA2S91006	YLA2S91006	SLA2S91006
PFS75-CCS90-1-100/10	12	100	150	1	ZLA3S91002	ILA3S91002	YLA3S91002	SLA3S91002
PFS75-CCS90-1-200/10	12	200	150	1	ZLA3S91004	ILA3S91004	YLA3S91004	SLA3S91004
PFS75-CCS90-1-300/10	12	300	150	1	ZLA3S91006	ILA3S91006	YLA3S91006	SLA3S91006
PFS75-CCS90-1-400/10	12	400	150	1	ZLA3S91008	ILA3S91008	YLA3S91008	SLA3S91008
PFS75-CCS90-1-500/10	12	500	150	1	ZLA3S91010	ILA3S91010	YLA3S91010	SLA3S91010

**A richiesta.** Materiale: Alluminio - Finitura: Verniciatura - Altezza (H): 50÷100 mm - Raggio (R): 100÷300 mm - Spessore (Th): 1,2 - 1,5 - 2 mm.  
**On request.** Material: Aluminium - Finish: Paint job - Height (H): 50÷100 mm - Radius (R): 100÷300 mm - Thickness (Th): 1,2 - 1,5 - 2 mm.



[ curva discesa 90° | 90° external vertical bend ]



PFS

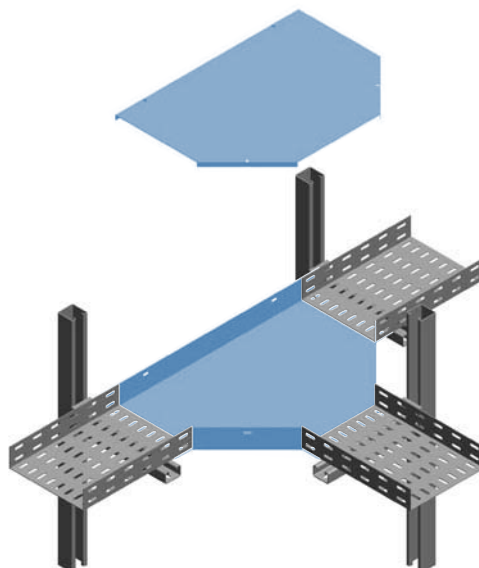
[ curva discesa 90° | 90° external vertical bend ]

ELEMENTO   ELEMENT					CODICE   CODE				
Descr.	H	W	R	Th	HDG	AISI 304	AISI 316	SENDZIMIR	
PFS25-CD90-1-50/10	25	50	150	1	ZSA1D91001	ISA1D91001	YSA1D91001	SSA1D91001	
PFS25-CD90-1-100/10	25	100	150	1	ZSA1D91002	ISA1D91002	YSA1D91002	SSA1D91002	
PFS25-CD90-1-50/12	25	50	150	1,2	ZSB1D91001	ISB1D91001	YSB1D91001	SSB1D91001	
PFS25-CD90-1-100/12	25	100	150	1,2	ZSB1D91002	ISB1D91002	YSB1D91002	SSB1D91002	
PFS50-CD90-1-50/12	50	50	150	1,2	ZSB2D91001	ISB2D91001	YSB2D91001	SSB2D91001	
PFS50-CD90-1-100/12	50	100	150	1,2	ZSB2D91002	ISB2D91002	YSB2D91002	SSB2D91002	
PFS50-CD90-1-200/12	50	200	150	1,2	ZSB2D91004	ISB2D91004	YSB2D91004	SSB2D91004	
PFS50-CD90-1-300/12	50	300	150	1,2	ZSB2D91006	ISB2D91006	YSB2D91006	SSB2D91006	
PFS50-CD90-1-50/15	50	50	150	1,5	ZSC2D91001	ISC2D91001	YSC2D91001	SSC2D91001	
PFS50-CD90-1-100/15	50	100	150	1,5	ZSC2D91002	ISC2D91002	YSC2D91002	SSC2D91002	
PFS50-CD90-1-200/15	50	200	150	1,5	ZSC2D91004	ISC2D91004	YSC2D91004	SSC2D91004	
PFS50-CD90-1-300/15	50	300	150	1,5	ZSC2D91006	ISC2D91006	YSC2D91006	SSC2D91006	
PFS75-CD90-1-100/12	75	100	150	1,2	ZSB3D91002	ISB3D91002	YSB3D91002	SSB3D91002	
PFS75-CD90-1-200/12	75	200	150	1,2	ZSB3D91004	ISB3D91004	YSB3D91004	SSB3D91004	
PFS75-CD90-1-300/12	75	300	150	1,2	ZSB3D91006	ISB3D91006	YSB3D91006	SSB3D91006	
PFS75-CD90-1-400/12	75	400	150	1,2	ZSB3D91008	ISB3D91008	YSB3D91008	SSB3D91008	
PFS75-CD90-1-500/12	75	500	150	1,2	ZSB3D91010	ISB3D91010	YSB3D91010	SSB3D91010	
PFS75-CD90-1-100/15	75	100	150	1,5	ZSC3D91002	ISC3D91002	YSC3D91002	SSC3D91002	
PFS75-CD90-1-200/15	75	200	150	1,5	ZSC3D91004	ISC3D91004	YSC3D91004	SSC3D91004	
PFS75-CD90-1-300/15	75	300	150	1,5	ZSC3D91006	ISC3D91006	YSC3D91006	SSC3D91006	
PFS75-CD90-1-400/15	75	400	150	1,5	ZSC3D91008	ISC3D91008	YSC3D91008	SSC3D91008	
PFS75-CD90-1-500/15	75	500	150	1,5	ZSC3D91010	ISC3D91010	YSC3D91010	SSC3D91010	

COPERCHIO   COVER					CODICE   CODE				
Descr.	h	W	R	Th	HDG	AISI 304	AISI 316	SENDZIMIR	
PFS25-CCD90-1-50/10	12	50	150	1	ZLA1D91001	ILA1D91001	YLA1D91001	SLA1D91001	
PFS25-CCD90-1-100/10	12	100	150	1	ZLA1D91002	ILA1D91002	YLA1D91002	SLA1D91002	
PFS50-CCD90-1-50/10	12	50	150	1	ZLA2D91001	ILA2D91001	YLA2D91001	SLA2D91001	
PFS50-CCD90-1-100/10	12	100	150	1	ZLA2D91002	ILA2D91002	YLA2D91002	SLA2D91002	
PFS50-CCD90-1-200/10	12	200	150	1	ZLA2D91004	ILA2D91004	YLA2D91004	SLA2D91004	
PFS50-CCD90-1-300/10	12	300	150	1	ZLA2D91006	ILA2D91006	YLA2D91006	SLA2D91006	
PFS75-CCD90-1-100/10	12	100	150	1	ZLA3D91002	ILA3D91002	YLA3D91002	SLA3D91002	
PFS75-CCD90-1-200/10	12	200	150	1	ZLA3D91004	ILA3D91004	YLA3D91004	SLA3D91004	
PFS75-CCD90-1-300/10	12	300	150	1	ZLA3D91006	ILA3D91006	YLA3D91006	SLA3D91006	
PFS75-CCD90-1-400/10	12	400	150	1	ZLA3D91008	ILA3D91008	YLA3D91008	SLA3D91008	
PFS75-CCD90-1-500/10	12	500	150	1	ZLA3D91010	ILA3D91010	YLA3D91010	SLA3D91010	

**A richiesta.** Materiale: Alluminio - Finitura: Verniciatura - Altezza (H): 50÷100 mm - Raggio (R): 100÷300 mm - Spessore (Th): 1,2 - 1,5 - 2 mm.  
**On request.** Material: Aluminium - Finish: Paint job - Height (H): 50÷100 mm - Radius (R): 100÷300 mm - Thickness (Th): 1,2 - 1,5 - 2 mm.

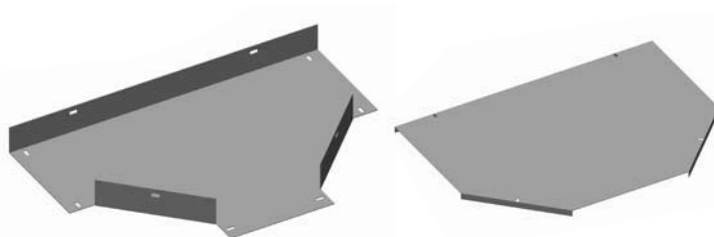
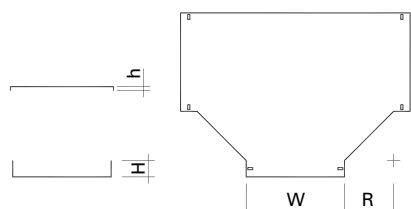




[ derivazione T | tee ]

9

PFS



ELEMENTO | ELEMENT

CODICE | CODE

Descr.	H	W	R	Th	HDG	AISI 304	AISI 316	SENDZIMIR
PFS25-T-1-50/10	25	50	150	1	ZSA1T01001	ISA1T01001	YSA1T01001	SSA1T01001
PFS25-T-1-100/10	25	100	150	1	ZSA1T01002	ISA1T01002	YSA1T01002	SSA1T01002
PFS25-T-1-50/12	25	50	150	1,2	ZSB1T01001	ISB1T01001	YSB1T01001	SSB1T01001
PFS25-T-1-100/12	25	100	150	1,2	ZSB1T01002	ISB1T01002	YSB1T01002	SSB1T01002
PFS50-T-1-50/12	50	50	150	1,2	ZSB2T01001	ISB2T01001	YSB2T01001	SSB2T01001
PFS50-T-1-100/12	50	100	150	1,2	ZSB2T01002	ISB2T01002	YSB2T01002	SSB2T01002
PFS50-T-1-200/12	50	200	150	1,2	ZSB2T01004	ISB2T01004	YSB2T01004	SSB2T01004
PFS50-T-1-300/12	50	300	150	1,2	ZSB2T01006	ISB2T01006	YSB2T01006	SSB2T01006
PFS50-T-1-50/15	50	50	150	1,5	ZSC2T01001	ISC2T01001	YSC2T01001	SSC2T01001
PFS50-T-1-100/15	50	100	150	1,5	ZSC2T01002	ISC2T01002	YSC2T01002	SSC2T01002
PFS50-T-1-200/15	50	200	150	1,5	ZSC2T01004	ISC2T01004	YSC2T01004	SSC2T01004
PFS50-T-1-300/15	50	300	150	1,5	ZSC2T01006	ISC2T01006	YSC2T01006	SSC2T01006
PFS75-T-1-100/12	75	100	150	1,2	ZSB3T01002	ISB3T01002	YSB3T01002	SSB3T01002
PFS75-T-1-200/12	75	200	150	1,2	ZSB3T01004	ISB3T01004	YSB3T01004	SSB3T01004
PFS75-T-1-300/12	75	300	150	1,2	ZSB3T01006	ISB3T01006	YSB3T01006	SSB3T01006
PFS75-T-1-400/12	75	400	150	1,2	ZSB3T01008	ISB3T01008	YSB3T01008	SSB3T01008
PFS75-T-1-500/12	75	500	150	1,2	ZSB3T01010	ISB3T01010	YSB3T01010	SSB3T01010
PFS75-T-1-100/15	75	100	150	1,5	ZSC3T01002	ISC3T01002	YSC3T01002	SSC3T01002
PFS75-T-1-200/15	75	200	150	1,5	ZSC3T01004	ISC3T01004	YSC3T01004	SSC3T01004
PFS75-T-1-300/15	75	300	150	1,5	ZSC3T01006	ISC3T01006	YSC3T01006	SSC3T01006
PFS75-T-1-400/15	75	400	150	1,5	ZSC3T01008	ISC3T01008	YSC3T01008	SSC3T01008
PFS75-T-1-500/15	75	500	150	1,5	ZSC3T01010	ISC3T01010	YSC3T01010	SSC3T01010

COPERCHIO | COVER

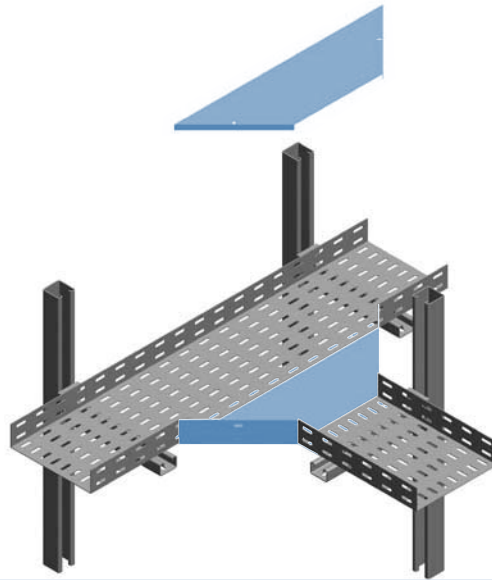
CODICE | CODE

Descr.	h	W	R	Th	HDG	AISI 304	AISI 316	SENDZIMIR
PFS-CT-1-50/10	12	50	150	1	ZLA0T01001	ILA0T01001	YLA0T01001	SLA0T01001
PFS-CT-1-100/10	12	100	150	1	ZLA0T01002	ILA0T01002	YLA0T01002	SLA0T01002
PFS-CT-1-200/10	12	200	150	1	ZLA0T01004	ILA0T01004	YLA0T01004	SLA0T01004
PFS-CT-1-300/10	12	300	150	1	ZLA0T01006	ILA0T01006	YLA0T01006	SLA0T01006
PFS-CT-1-400/10	12	400	150	1	ZLA0T01008	ILA0T01008	YLA0T01008	SLA0T01008
PFS-CT-1-500/10	12	500	150	1	ZLA0T01010	ILA0T01010	YLA0T01010	SLA0T01010

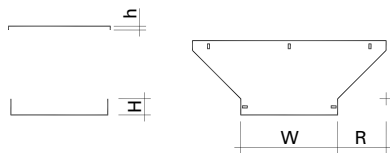
**A richiesta.** Materiale: Alluminio - Finitura: Verniciatura - Altezza (H): 50-100 mm - Raggio (R): 100-300 mm - Spessore (Th): 1,2 - 1,5 - 2 mm.

**On request.** Material: Aluminium - Finish: Paint job - Height (H): 50-100 mm - Radius (R): 100-300 mm - Thickness (Th): 1,2 - 1,5 - 2 mm.

[ derivazione T | tee ]

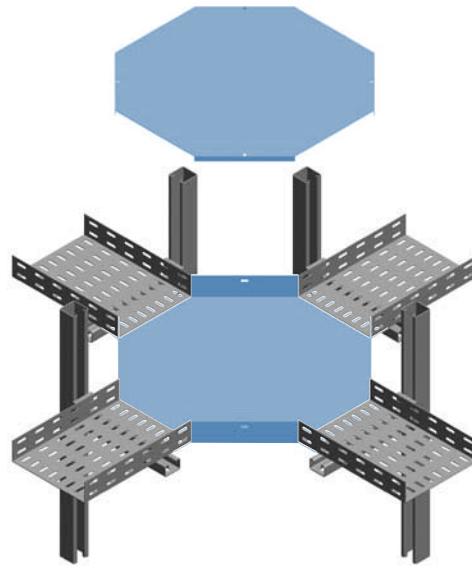


[ derivazione T laterale | lateral tee ]



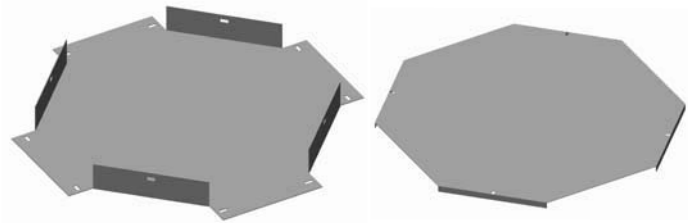
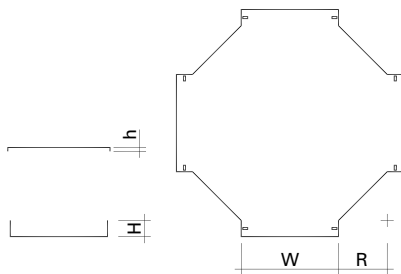
ELEMENTO   ELEMENT					CODICE   CODE				
Descr.	H	W	R	Th	HDG	AISI 304	AISI 316	SENDZIMIR	
PFS25-TL-1-50/10	25	50	150	1	ZSA1TL1001	ISA1TL1001	YSA1TL1001	SSA1TL1001	
PFS25-TL-1-100/10	25	100	150	1	ZSA1TL1002	ISA1TL1002	YSA1TL1002	SSA1TL1002	
PFS25-TL-1-50/12	25	50	150	1,2	ZSB1TL1001	ISB1TL1001	YSB1TL1001	SSB1TL1001	
PFS25-TL-1-100/12	25	100	150	1,2	ZSB1TL1002	ISB1TL1002	YSB1TL1002	SSB1TL1002	
PFS50-TL-1-50/12	50	50	150	1,2	ZSB2TL1001	ISB2TL1001	YSB2TL1001	SSB2TL1001	
PFS50-TL-1-100/12	50	100	150	1,2	ZSB2TL1002	ISB2TL1002	YSB2TL1002	SSB2TL1002	
PFS50-TL-1-200/12	50	200	150	1,2	ZSB2TL1004	ISB2TL1004	YSB2TL1004	SSB2TL1004	
PFS50-TL-1-300/12	50	300	150	1,2	ZSB2TL1006	ISB2TL1006	YSB2TL1006	SSB2TL1006	
PFS50-TL-1-50/15	50	50	150	1,5	ZSC2TL1001	ISC2TL1001	YSC2TL1001	SSC2TL1001	
PFS50-TL-1-100/15	50	100	150	1,5	ZSC2TL1002	ISC2TL1002	YSC2TL1002	SSC2TL1002	
PFS50-TL-1-200/15	50	200	150	1,5	ZSC2TL1004	ISC2TL1004	YSC2TL1004	SSC2TL1004	
PFS50-TL-1-300/15	50	300	150	1,5	ZSC2TL1006	ISC2TL1006	YSC2TL1006	SSC2TL1006	
PFS75-TL-1-100/12	75	100	150	1,2	ZSB3TL1002	ISB3TL1002	YSB3TL1002	SSB3TL1002	
PFS75-TL-1-200/12	75	200	150	1,2	ZSB3TL1004	ISB3TL1004	YSB3TL1004	SSB3TL1004	
PFS75-TL-1-300/12	75	300	150	1,2	ZSB3TL1006	ISB3TL1006	YSB3TL1006	SSB3TL1006	
PFS75-TL-1-400/12	75	400	150	1,2	ZSB3TL1008	ISB3TL1008	YSB3TL1008	SSB3TL1008	
PFS75-TL-1-500/12	75	500	150	1,2	ZSB3TL1010	ISB3TL1010	YSB3TL1010	SSB3TL1010	
PFS75-TL-1-100/15	75	100	150	1,5	ZSC3TL1002	ISC3TL1002	YSC3TL1002	SSC3TL1002	
PFS75-TL-1-200/15	75	200	150	1,5	ZSC3TL1004	ISC3TL1004	YSC3TL1004	SSC3TL1004	
PFS75-TL-1-300/15	75	300	150	1,5	ZSC3TL1006	ISC3TL1006	YSC3TL1006	SSC3TL1006	
PFS75-TL-1-400/15	75	400	150	1,5	ZSC3TL1008	ISC3TL1008	YSC3TL1008	SSC3TL1008	
PFS75-TL-1-500/15	75	500	150	1,5	ZSC3TL1010	ISC3TL1010	YSC3TL1010	SSC3TL1010	
COPERCHIO   COVER					CODICE   CODE				
Descr.	h	W	R	Th	HDG	AISI 304	AISI 316	SENDZIMIR	
PFS-CTL-1-50/10	12	50	150	1	ZLA0T01001	ILA0T01001	YLA0T01001	SLA0T01001	
PFS-CTL-1-100/10	12	100	150	1	ZLA0T01002	ILA0T01002	YLA0T01002	SLA0T01002	
PFS-CTL-1-200/10	12	200	150	1	ZLA0T01004	ILA0T01004	YLA0T01004	SLA0T01004	
PFS-CTL-1-300/10	12	300	150	1	ZLA0T01006	ILA0T01006	YLA0T01006	SLA0T01006	
PFS-CTL-1-400/10	12	400	150	1	ZLA0T01008	ILA0T01008	YLA0T01008	SLA0T01008	
PFS-CTL-1-500/10	12	500	150	1	ZLA0T01010	ILA0T01010	YLA0T01010	SLA0T01010	

**A richiesta.** Materiale: Alluminio - Finitura: Verniciatura - Altezza (H): 50÷100 mm - Raggio (R): 100÷300 mm - Spessore (Th): 1,2 - 1,5 - 2 mm.  
**On request.** Material: Aluminium - Finish: Paint job - Height (H): 50÷100 mm - Radius (R): 100÷300 mm - Thickness (Th): 1,2 - 1,5 - 2 mm.



[ **incrocio** | cross ]

11



ELEMENTO | ELEMENT

CODICE | CODE

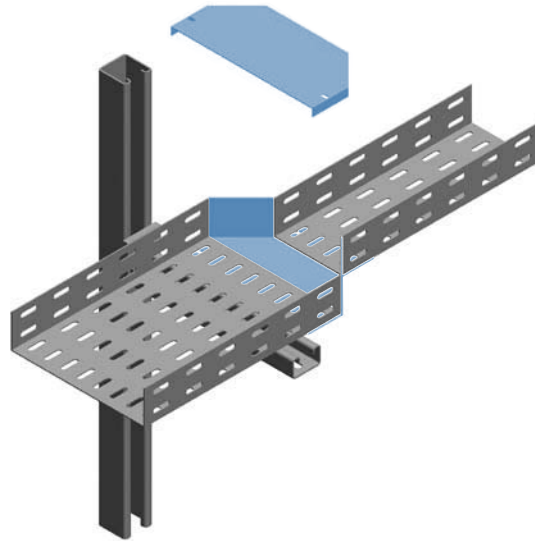
Descr.	H	W	R	Th	HDG	AISI 304	AISI 316	SENDZIMIR
<b>PFS25-X-1-50/10</b>	25	50	150	1	ZSA1X01001	ISA1X01001	YSA1X01001	SSA1X01001
<b>PFS25-X-1-100/10</b>	25	100	150	1	ZSA1X01002	ISA1X01002	YSA1X01002	SSA1X01002
<b>PFS25-X-1-50/12</b>	25	50	150	1,2	ZSB1X01001	ISB1X01001	YSB1X01001	SSB1X01001
<b>PFS25-X-1-100/12</b>	25	100	150	1,2	ZSB1X01002	ISB1X01002	YSB1X01002	SSB1X01002
<b>PFS50-X-1-50/12</b>	50	50	150	1,2	ZSB2X01001	ISB2X01001	YSB2X01001	SSB2X01001
<b>PFS50-X-1-100/12</b>	50	100	150	1,2	ZSB2X01002	ISB2X01002	YSB2X01002	SSB2X01002
<b>PFS50-X-1-200/12</b>	50	200	150	1,2	ZSB2X01004	ISB2X01004	YSB2X01004	SSB2X01004
<b>PFS50-X-1-300/12</b>	50	300	150	1,2	ZSB2X01006	ISB2X01006	YSB2X01006	SSB2X01006
<b>PFS50-X-1-50/15</b>	50	50	150	1,5	ZSC2X01001	ISC2X01001	YSC2X01001	SSC2X01001
<b>PFS50-X-1-100/15</b>	50	100	150	1,5	ZSC2X01002	ISC2X01002	YSC2X01002	SSC2X01002
<b>PFS50-X-1-200/15</b>	50	200	150	1,5	ZSC2X01004	ISC2X01004	YSC2X01004	SSC2X01004
<b>PFS50-X-1-300/15</b>	50	300	150	1,5	ZSC2X01006	ISC2X01006	YSC2X01006	SSC2X01006
<b>PFS75-X-1-100/12</b>	75	100	150	1,2	ZSB3X01002	ISB3X01002	YSB3X01002	SSB3X01002
<b>PFS75-X-1-200/12</b>	75	200	150	1,2	ZSB3X01004	ISB3X01004	YSB3X01004	SSB3X01004
<b>PFS75-X-1-300/12</b>	75	300	150	1,2	ZSB3X01006	ISB3X01006	YSB3X01006	SSB3X01006
<b>PFS75-X-1-400/12</b>	75	400	150	1,2	ZSB3X01008	ISB3X01008	YSB3X01008	SSB3X01008
<b>PFS75-X-1-500/12</b>	75	500	150	1,2	ZSB3X01010	ISB3X01010	YSB3X01010	SSB3X01010
<b>PFS75-X-1-100/15</b>	75	100	150	1,5	ZSC3X01002	ISC3X01002	YSC3X01002	SSC3X01002
<b>PFS75-X-1-200/15</b>	75	200	150	1,5	ZSC3X01004	ISC3X01004	YSC3X01004	SSC3X01004
<b>PFS75-X-1-300/15</b>	75	300	150	1,5	ZSC3X01006	ISC3X01006	YSC3X01006	SSC3X01006
<b>PFS75-X-1-400/15</b>	75	400	150	1,5	ZSC3X01008	ISC3X01008	YSC3X01008	SSC3X01008
<b>PFS75-X-1-500/15</b>	75	500	150	1,5	ZSC3X01010	ISC3X01010	YSC3X01010	SSC3X01010

COPERCHIO | COVER

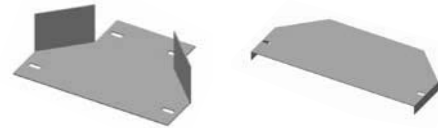
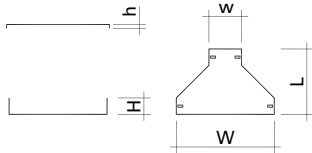
CODICE | CODE

Descr.	h	W	R	Th	HDG	AISI 304	AISI 316	SENDZIMIR
<b>PFS-CX-1-50/10</b>	12	50	150	1	ZLA0X01001	ILA0X01001	YLA0X01001	SLA0X01001
<b>PFS-CX-1-100/10</b>	12	100	150	1	ZLA0X01002	ILA0X01002	YLA0X01002	SLA0X01002
<b>PFS-CX-1-200/10</b>	12	200	150	1	ZLA0X01004	ILA0X01004	YLA0X01004	SLA0X01004
<b>PFS-CX-1-300/10</b>	12	300	150	1	ZLA0X01006	ILA0X01006	YLA0X01006	SLA0X01006
<b>PFS-CX-1-400/10</b>	12	400	150	1	ZLA0X01008	ILA0X01008	YLA0X01008	SLA0X01008
<b>PFS-CX-1-500/10</b>	12	500	150	1	ZLA0X01010	ILA0X01010	YLA0X01010	SLA0X01010

**A richiesta.** Materiale: Alluminio - Finitura: Verniciatura - Altezza (H): 50÷100 mm - Raggio (R): 100÷300 mm Spessore (Th): 1,2 - 1,5 - 2 mm.  
**On request.** Material: Aluminium - Finish: Paint job - Height (H): 50÷100 mm - Radius (R): 100÷300 mm - Thickness (Th): 1,2 - 1,5 - 2 mm.

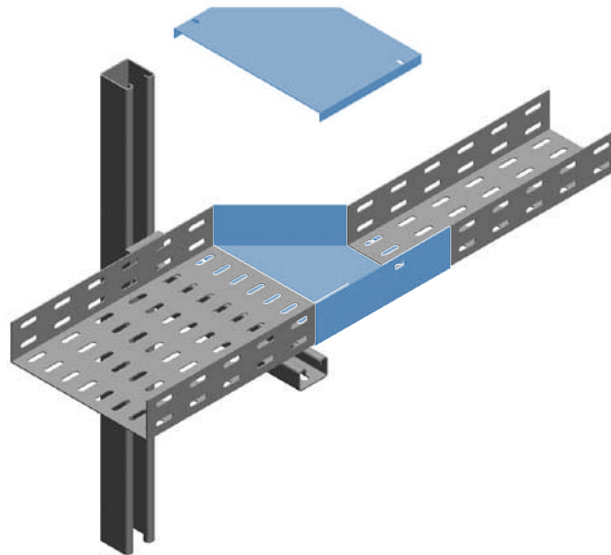


[ riduzione centrale | central reduction ]

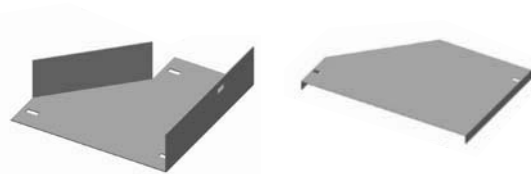
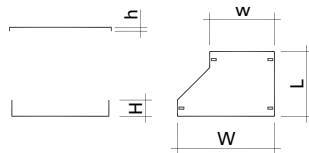


ELEMENTO   ELEMENT						CODICE   CODE			
Descr.	H	W	w	L	Th	HDG	AISI 304	AISI 316	SENDZIMIR
PFS25-RC-100/50/10	25	100	50	125	1	ZSA1RC0201	ISA1RC0201	YSA1RC0201	SSA1RC0201
PFS25-RC-100/50/12	25	100	50	125	1,2	ZSB1RC0201	ISB1RC0201	YSB1RC0201	SSB1RC0201
PFS50-RC-100/50/12	50	100	50	125	1,2	ZSB2RC0201	ISB2RC0201	YSB2RC0201	SSB2RC0201
PFS50-RC-200/100/12	50	200	100	150	1,2	ZSB2RC0402	ISB2RC0402	YSB2RC0402	SSB2RC0402
PFS50-RC-300/100/12	50	300	100	200	1,2	ZSB2RC0602	ISB2RC0602	YSB2RC0602	SSB2RC0602
PFS50-RC-300/200/12	50	300	200	150	1,2	ZSB2RC0604	ISB2RC0604	YSB2RC0604	SSB2RC0604
PFS50-RC-100/50/15	50	100	50	125	1,5	⊕ ZSC2RC0201	ISC2RC0201	YSC2RC0201	SSC2RC0201
PFS50-RC-200/100/15	50	200	100	150	1,5	⊕ ZSC2RC0402	ISC2RC0402	YSC2RC0402	SSC2RC0402
PFS50-RC-300/100/15	50	300	100	200	1,5	⊕ ZSC2RC0602	ISC2RC0602	YSC2RC0602	SSC2RC0602
PFS50-RC-300/200/15	50	300	200	150	1,5	⊕ ZSC2RC0604	ISC2RC0604	YSC2RC0604	SSC2RC0604
PFS75-RC-200/100/12	75	200	100	150	1,2	ZSB3RC0402	ISB3RC0402	YSB3RC0402	SSB3RC0402
PFS75-RC-300/100/12	75	300	100	200	1,2	ZSB3RC0602	ISB3RC0602	YSB3RC0602	SSB3RC0602
PFS75-RC-300/200/12	75	300	200	150	1,2	ZSB3RC0604	ISB3RC0604	YSB3RC0604	SSB3RC0604
PFS75-RC-400/100/12	75	400	100	250	1,2	ZSB3RC0802	ISB3RC0802	YSB3RC0802	SSB3RC0802
PFS75-RC-400/200/12	75	400	200	200	1,2	ZSB3RC0804	ISB3RC0804	YSB3RC0804	SSB3RC0804
PFS75-RC-400/300/12	75	400	300	150	1,2	ZSB3RC0806	ISB3RC0806	YSB3RC0806	SSB3RC0806
PFS75-RC-500/100/12	75	500	100	300	1,2	ZSB3RC1002	ISB3RC1002	YSB3RC1002	SSB3RC1002
PFS75-RC-500/200/12	75	500	200	250	1,2	ZSB3RC1004	ISB3RC1004	YSB3RC1004	SSB3RC1004
PFS75-RC-500/300/12	75	500	300	200	1,2	ZSB3RC1006	ISB3RC1006	YSB3RC1006	SSB3RC1006
PFS75-RC-500/400/12	75	500	400	150	1,2	ZSB3RC1008	ISB3RC1008	YSB3RC1008	SSB3RC1008
PFS75-RC-200/100/15	75	200	100	150	1,5	ZSC3RC0402	ISC3RC0402	YSC3RC0402	SSC3RC0402
PFS75-RC-300/100/15	75	300	100	200	1,5	ZSC3RC0602	ISC3RC0602	YSC3RC0602	SSC3RC0602
PFS75-RC-300/200/15	75	300	200	150	1,5	ZSC3RC0604	ISC3RC0604	YSC3RC0604	SSC3RC0604
PFS75-RC-400/100/15	75	400	100	250	1,5	⊕ ZSC3RC0802	ISC3RC0802	YSC3RC0802	SSC3RC0802
PFS75-RC-400/200/15	75	400	200	200	1,5	⊕ ZSC3RC0804	ISC3RC0804	YSC3RC0804	SSC3RC0804
PFS75-RC-400/300/15	75	400	300	150	1,5	⊕ ZSC3RC0806	ISC3RC0806	YSC3RC0806	SSC3RC0806
PFS75-RC-500/100/15	75	500	100	300	1,5	⊕ ZSC3RC1002	ISC3RC1002	YSC3RC1002	SSC3RC1002
PFS75-RC-500/200/15	75	500	200	250	1,5	⊕ ZSC3RC1004	ISC3RC1004	YSC3RC1004	SSC3RC1004
PFS75-RC-500/300/15	75	500	300	200	1,5	⊕ ZSC3RC1006	ISC3RC1006	YSC3RC1006	SSC3RC1006
PFS75-RC-500/400/15	75	500	400	150	1,5	⊕ ZSC3RC1008	ISC3RC1008	YSC3RC1008	SSC3RC1008
COPERCHIO   COVER						CODICE   CODE			
Descr.	h	W	w	L	Th	HDG	AISI 304	AISI 316	SENDZIMIR
PFS-CRC-100/50/10	12	100	50	100	1	ZLA0RC0201	ILA0RC0201	YLA0RC0201	SLA0RC0201
PFS-CRC-200/100/10	12	200	100	150	1	ZLA0RC0402	ILA0RC0402	YLA0RC0402	SLA0RC0402
PFS-CRC-300/100/10	12	300	100	250	1	ZLA0RC0602	ILA0RC0602	YLA0RC0602	SLA0RC0602
PFS-CRC-300/200/10	12	300	200	150	1	ZLA0RC0604	ILA0RC0604	YLA0RC0604	SLA0RC0604
PFS-CRC-400/100/10	12	400	100	350	1	ZLA0RC0802	ILA0RC0802	YLA0RC0802	SLA0RC0802
PFS-CRC-400/200/10	12	400	200	250	1	ZLA0RC0804	ILA0RC0804	YLA0RC0804	SLA0RC0804
PFS-CRC-400/300/10	12	400	300	150	1	ZLA0RC0806	ILA0RC0806	YLA0RC0806	SLA0RC0806
PFS-CRC-500/100/10	12	500	100	450	1	ZLA0RC1002	ILA0RC1002	YLA0RC1002	SLA0RC1002
PFS-CRC-500/200/10	12	500	200	350	1	ZLA0RC1004	ILA0RC1004	YLA0RC1004	SLA0RC1004
PFS-CRC-500/300/10	12	500	300	250	1	ZLA0RC1006	ILA0RC1006	YLA0RC1006	SLA0RC1006
PFS-CRC-500/400/10	12	500	400	150	1	ZLA0RC1008	ILA0RC1008	YLA0RC1008	SLA0RC1008

**A richiesta.** Materiale: Alluminio - Finitura: Verniciatura - Altezza (H): 50÷100 mm - Spessore (Th): 1,2 - 1,5 - 2 mm.  
**On request.** Material: Aluminium - Finish: Paint job - Height (H): 50÷100 mm - Thickness (Th): 1,2 - 1,5 - 2 mm.



[ riduzione destra | right reduction ]



ELEMENTO | ELEMENT

CODICE | CODE

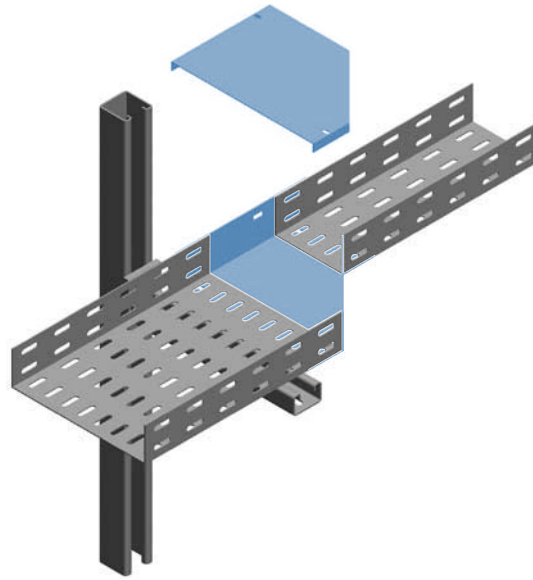
Descr.	H	W	w	L	Th	HDG	AISI 304	AISI 316	SENDZIMIR
PFS25-RD-100/50/10	25	100	50	150	1	ZSA1RD0201	ISA1RD0201	YSA1RD0201	SSA1RD0201
PFS25-RD-100/50/12	25	100	50	150	1,2	ZSB1RD0201	ISB1RD0201	YSB1RD0201	SSB1RD0201
PFS50-RD-100/50/12	50	100	50	150	1,2	ZSB2RD0201	ISB2RD0201	YSB2RD0201	SSB2RD0201
PFS50-RD-200/100/12	50	200	100	200	1,2	ZSB2RD0402	ISB2RD0402	YSB2RD0402	SSB2RD0402
PFS50-RD-300/100/12	50	300	100	300	1,2	ZSB2RD0602	ISB2RD0602	YSB2RD0602	SSB2RD0602
PFS50-RD-300/200/12	50	300	200	200	1,2	ZSB2RD0604	ISB2RD0604	YSB2RD0604	SSB2RD0604
PFS50-RD-100/50/15	50	100	50	150	1,5	ZSC2RD0201	ISC2RD0201	YSC2RD0201	SSC2RD0201
PFS50-RD-200/100/15	50	200	100	200	1,5	ZSC2RD0402	ISC2RD0402	YSC2RD0402	SSC2RD0402
PFS50-RD-300/100/15	50	300	100	300	1,5	ZSC2RD0602	ISC2RD0602	YSC2RD0602	SSC2RD0602
PFS50-RD-300/200/15	50	300	200	200	1,5	ZSC2RD0604	ISC2RD0604	YSC2RD0604	SSC2RD0604
PFS75-RD-200/100/12	75	200	100	200	1,2	ZSB3RD0402	ISB3RD0402	YSB3RD0402	SSB3RD0402
PFS75-RD-300/100/12	75	300	100	300	1,2	ZSB3RD0602	ISB3RD0602	YSB3RD0602	SSB3RD0602
PFS75-RD-300/200/12	75	300	200	200	1,2	ZSB3RD0604	ISB3RD0604	YSB3RD0604	SSB3RD0604
PFS75-RD-400/100/12	75	400	100	400	1,2	ZSB3RD0802	ISB3RD0802	YSB3RD0802	SSB3RD0802
PFS75-RD-400/200/12	75	400	200	300	1,2	ZSB3RD0804	ISB3RD0804	YSB3RD0804	SSB3RD0804
PFS75-RD-400/300/12	75	400	300	200	1,2	ZSB3RD0806	ISB3RD0806	YSB3RD0806	SSB3RD0806
PFS75-RD-500/100/12	75	500	100	500	1,2	ZSB3RD1002	ISB3RD1002	YSB3RD1002	SSB3RD1002
PFS75-RD-500/200/12	75	500	200	400	1,2	ZSB3RD1004	ISB3RD1004	YSB3RD1004	SSB3RD1004
PFS75-RD-500/300/12	75	500	300	300	1,2	ZSB3RD1006	ISB3RD1006	YSB3RD1006	SSB3RD1006
PFS75-RD-500/400/12	75	500	400	200	1,2	ZSB3RD1008	ISB3RD1008	YSB3RD1008	SSB3RD1008
PFS75-RD-200/100/15	75	200	100	200	1,5	ZSC3RD0402	ISC3RD0402	YSC3RD0402	SSC3RD0402
PFS75-RD-300/100/15	75	300	100	300	1,5	ZSC3RD0602	ISC3RD0602	YSC3RD0602	SSC3RD0602
PFS75-RD-300/200/15	75	300	200	200	1,5	ZSC3RD0604	ISC3RD0604	YSC3RD0604	SSC3RD0604
PFS75-RD-400/100/15	75	400	100	400	1,5	ZSC3RD0802	ISC3RD0802	YSC3RD0802	SSC3RD0802
PFS75-RD-400/200/15	75	400	200	300	1,5	ZSC3RD0804	ISC3RD0804	YSC3RD0804	SSC3RD0804
PFS75-RD-400/300/15	75	400	300	200	1,5	ZSC3RD0806	ISC3RD0806	YSC3RD0806	SSC3RD0806
PFS75-RD-500/100/15	75	500	100	500	1,5	ZSC3RD1002	ISC3RD1002	YSC3RD1002	SSC3RD1002
PFS75-RD-500/200/15	75	500	200	400	1,5	ZSC3RD1004	ISC3RD1004	YSC3RD1004	SSC3RD1004
PFS75-RD-500/300/15	75	500	300	300	1,5	ZSC3RD1006	ISC3RD1006	YSC3RD1006	SSC3RD1006
PFS75-RD-500/400/15	75	500	400	200	1,5	ZSC3RD1008	ISC3RD1008	YSC3RD1008	SSC3RD1008

COPERCHIO | COVER


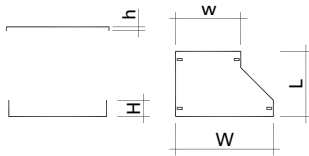
CODICE | CODE

Descr.	h	W	w	L	Th	HDG	AISI 304	AISI 316	SENDZIMIR
PFS-CRD-100/50/10	12	100	50	100	1	ZLA0RD0201	ILA0RD0201	YLA0RD0201	SLA0RD0201
PFS-CRD-200/100/10	12	200	100	150	1	ZLA0RD0402	ILA0RD0402	YLA0RD0402	SLA0RD0402
PFS-CRD-300/100/10	12	300	100	250	1	ZLA0RD0602	ILA0RD0602	YLA0RD0602	SLA0RD0602
PFS-CRD-300/200/10	12	300	200	150	1	ZLA0RD0604	ILA0RD0604	YLA0RD0604	SLA0RD0604
PFS-CRD-400/100/10	12	400	100	350	1	ZLA0RD0802	ILA0RD0802	YLA0RD0802	SLA0RD0802
PFS-CRD-400/200/10	12	400	200	250	1	ZLA0RD0804	ILA0RD0804	YLA0RD0804	SLA0RD0804
PFS-CRD-400/300/10	12	400	300	150	1	ZLA0RD0806	ILA0RD0806	YLA0RD0806	SLA0RD0806
PFS-CRD-500/100/10	12	500	100	450	1	ZLA0RD1002	ILA0RD1002	YLA0RD1002	SLA0RD1002
PFS-CRD-500/200/10	12	500	200	350	1	ZLA0RD1004	ILA0RD1004	YLA0RD1004	SLA0RD1004
PFS-CRD-500/300/10	12	500	300	250	1	ZLA0RD1006	ILA0RD1006	YLA0RD1006	SLA0RD1006
PFS-CRD-500/400/10	12	500	400	150	1	ZLA0RD1008	ILA0RD1008	YLA0RD1008	SLA0RD1008

**A richiesta.** Materiale: Alluminio - Finitura: Verniciatura - Altezza (H): 50÷100 mm - Spessore (Th): 1,2 - 1,5 - 2 mm.  
**On request.** Material: Aluminium - Finish: Paint job - Height (H): 50÷100 mm - Thickness (Th): 1,2 - 1,5 - 2 mm.



14 [ riduzione sinistra | left reduction ]



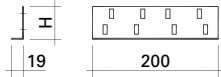
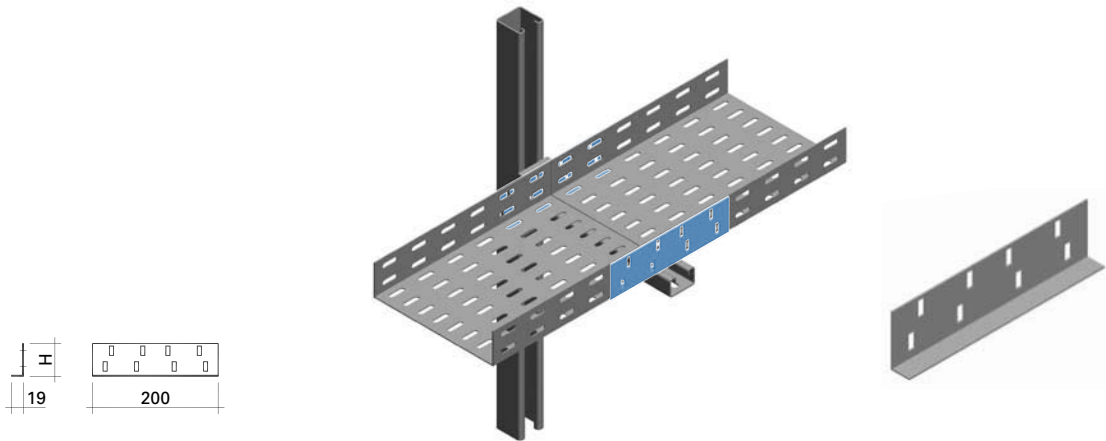
PFS

[ riduzione sinistra | left reduction ]

ELEMENTO   ELEMENT						CODICE   CODE			
Descr.	H	W	w	L	Th	HDG	AISI 304	AISI 316	SENDZIMIR
PFS25-RS-100/50/10	25	100	50	150	1	ZSA1RS0201	ISA1RS0201	YSA1RS0201	SSA1RS0201
PFS25-RS-100/50/12	25	100	50	150	1,2	ZSB1RS0201	ISB1RS0201	YSB1RS0201	SSB1RS0201
PFS50-RS-100/50/12	50	100	50	150	1,2	ZSB2RS0201	ISB2RS0201	YSB2RS0201	SSB2RS0201
PFS50-RS-200/100/12	50	200	100	200	1,2	ZSB2RS0402	ISB2RS0402	YSB2RS0402	SSB2RS0402
PFS50-RS-300/100/12	50	300	100	300	1,2	ZSB2RS0602	ISB2RS0602	YSB2RS0602	SSB2RS0602
PFS50-RS-300/200/12	50	300	200	200	1,2	ZSB2RS0604	ISB2RS0604	YSB2RS0604	SSB2RS0604
PFS50-RS-100/50/15	50	100	50	150	1,5	ZSC2RS0201	ISC2RS0201	YSC2RS0201	SSC2RS0201
PFS50-RS-200/100/15	50	200	100	200	1,5	ZSC2RS0402	ISC2RS0402	YSC2RS0402	SSC2RS0402
PFS50-RS-300/100/15	50	300	100	300	1,5	ZSC2RS0602	ISC2RS0602	YSC2RS0602	SSC2RS0602
PFS50-RS-300/200/15	50	300	200	200	1,5	ZSC2RS0604	ISC2RS0604	YSC2RS0604	SSC2RS0604
PFS75-RS-200/100/12	75	200	100	200	1,2	ZSB3RS0402	ISB3RS0402	YSB3RS0402	SSB3RS0402
PFS75-RS-300/100/12	75	300	100	300	1,2	ZSB3RS0602	ISB3RS0602	YSB3RS0602	SSB3RS0602
PFS75-RS-300/200/12	75	300	200	200	1,2	ZSB3RS0604	ISB3RS0604	YSB3RS0604	SSB3RS0604
PFS75-RS-400/100/12	75	400	100	400	1,2	ZSB3RS0802	ISB3RS0802	YSB3RS0802	SSB3RS0802
PFS75-RS-400/200/12	75	400	200	300	1,2	ZSB3RS0804	ISB3RS0804	YSB3RS0804	SSB3RS0804
PFS75-RS-400/300/12	75	400	300	200	1,2	ZSB3RS0806	ISB3RS0806	YSB3RS0806	SSB3RS0806
PFS75-RS-500/100/12	75	500	100	500	1,2	ZSB3RS1002	ISB3RS1002	YSB3RS1002	SSB3RS1002
PFS75-RS-500/200/12	75	500	200	400	1,2	ZSB3RS1004	ISB3RS1004	YSB3RS1004	SSB3RS1004
PFS75-RS-500/300/12	75	500	300	300	1,2	ZSB3RS1006	ISB3RS1006	YSB3RS1006	SSB3RS1006
PFS75-RS-500/400/12	75	500	400	200	1,2	ZSB3RS1008	ISB3RS1008	YSB3RS1008	SSB3RS1008
PFS75-RS-200/100/15	75	200	100	200	1,5	ZSC3RS0402	ISC3RS0402	YSC3RS0402	SSC3RS0402
PFS75-RS-300/100/15	75	300	100	300	1,5	ZSC3RS0602	ISC3RS0602	YSC3RS0602	SSC3RS0602
PFS75-RS-300/200/15	75	300	200	200	1,5	ZSC3RS0604	ISC3RS0604	YSC3RS0604	SSC3RS0604
PFS75-RS-400/100/15	75	400	100	400	1,5	ZSC3RS0802	ISC3RS0802	YSC3RS0802	SSC3RS0802
PFS75-RS-400/200/15	75	400	200	300	1,5	ZSC3RS0804	ISC3RS0804	YSC3RS0804	SSC3RS0804
PFS75-RS-400/300/15	75	400	300	200	1,5	ZSC3RS0806	ISC3RS0806	YSC3RS0806	SSC3RS0806
PFS75-RS-500/100/15	75	500	100	500	1,5	ZSC3RS1002	ISC3RS1002	YSC3RS1002	SSC3RS1002
PFS75-RS-500/200/15	75	500	200	400	1,5	ZSC3RS1004	ISC3RS1004	YSC3RS1004	SSC3RS1004
PFS75-RS-500/300/15	75	500	300	300	1,5	ZSC3RS1006	ISC3RS1006	YSC3RS1006	SSC3RS1006
PFS75-RS-500/400/15	75	500	400	200	1,5	ZSC3RS1008	ISC3RS1008	YSC3RS1008	SSC3RS1008
COPERCHIO   COVER						CODICE   CODE			
Descr.	h	W	w	L	Th	HDG	AISI 304	AISI 316	SENDZIMIR
PFS-CRS-100/50/10	12	100	50	100	1	ZLAORS0201	ILAORS0201	YLAORS0201	SLAORS0201
PFS-CRS-200/100/10	12	200	100	150	1	ZLAORS0402	ILAORS0402	YLAORS0402	SLAORS0402
PFS-CRS-300/100/10	12	300	100	250	1	ZLAORS0602	ILAORS0602	YLAORS0602	SLAORS0602
PFS-CRS-300/200/10	12	300	200	150	1	ZLAORS0604	ILAORS0604	YLAORS0604	SLAORS0604
PFS-CRS-400/100/10	12	400	100	350	1	ZLAORS0802	ILAORS0802	YLAORS0802	SLAORS0802
PFS-CRS-400/200/10	12	400	200	250	1	ZLAORS0804	ILAORS0804	YLAORS0804	SLAORS0804
PFS-CRS-400/300/10	12	400	300	150	1	ZLAORS0806	ILAORS0806	YLAORS0806	SLAORS0806
PFS-CRS-500/100/10	12	500	100	450	1	ZLAORS1002	ILAORS1002	YLAORS1002	SLAORS1002
PFS-CRS-500/200/10	12	500	200	350	1	ZLAORS1004	ILAORS1004	YLAORS1004	SLAORS1004
PFS-CRS-500/300/10	12	500	300	250	1	ZLAORS1006	ILAORS1006	YLAORS1006	SLAORS1006
PFS-CRS-500/400/10	12	500	400	150	1	ZLAORS1008	ILAORS1008	YLAORS1008	SLAORS1008

**A richiesta.** Materiale: Alluminio - Finitura: Verniciatura - Altezza (H): 50-100 mm - Spessore (Th): 1,2 - 1,5 - 2 mm.  
**On request.** Material: Aluminium - Finish: Paint job - Height (H): 50-100 mm - Thickness (Th): 1,2 - 1,5 - 2 mm.

[ giunto normale | normal joint ]



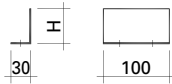
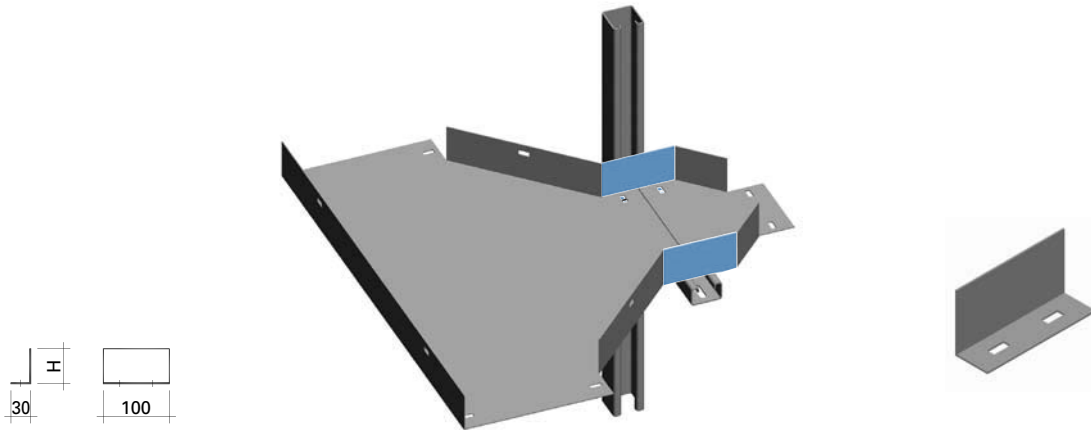
ELEMENTO | ELEMENT

CODICE | CODE

Descr.	H	Th	HDG	AISI 304	AISI 316	SENDZIMIR
<b>PFS-GN/15</b>	52	1,5	⊕ ZSC0GN0000	ISC0GN0000	YSC0GN0000	SSC0GN0000

**A richiesta.** Materiale: Alluminio - Finitura: Verniciatura - Spessore (Th): 1,2-1,5-2 mm - **On request.** Material: Aluminium - Finish: Paint job - Thickness (Th): 1,2-1,5-2 mm

[ giunto per pezzi speciali | joint for special components ]



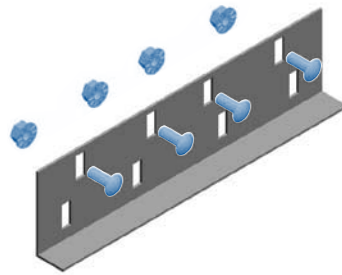
ELEMENTO | ELEMENT

CODICE | CODE

Descr.	H	Th	HDG	AISI 304	AISI 316	SENDZIMIR
<b>PFS25-GPS/15</b>	28	1,5	⊕ ZSC1GS0000	ISC1GS0000	YSC1GS0000	SSC1GS0000
<b>PFS50-GPS/15</b>	53	1,5	⊕ ZSC2GS0000	ISC2GS0000	YSC2GS0000	SSC2GS0000
<b>PFS75-GPS/15</b>	78	1,5	⊕ ZSC3GS0000	ISC3GS0000	YSC3GS0000	SSC3GS0000

**A richiesta.** Materiale: Alluminio - Finitura: Verniciatura - Spessore (Th): 1,2-1,5-2 mm - **On request.** Material: Aluminium - Finish: Paint job - Thickness (Th): 1,2-1,5-2 mm

[ bullone per giunzioni | bolt for joints ]

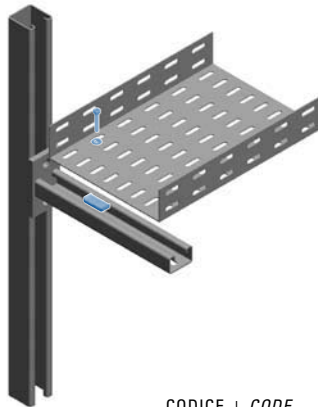


ELEMENTO | ELEMENT

CODICE | CODE

Descr.	EGS	AISI 304	AISI 316	-
Vite TTQST M6x12 / Cup square screw M6x12	⊕ VEQ612	VIQ615	VYQ615	- - -
Dado M6 / Nut M6	⊕ VEDZ06	VIDZ06	VYDZ06	- - -

[ bullone fissaggio passerella | cable raceways fixing bolt ]

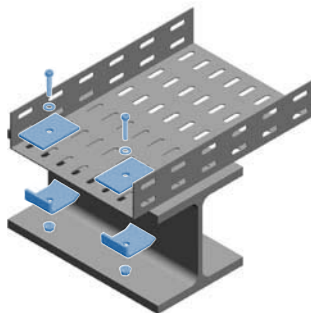


ELEMENTO | ELEMENT

CODICE | CODE

Descr.	EGS	AISI 304	AISI 316	-
Vite M6x25 / Screw M6x25	VEC625	VIC625	VYC625	- - -
Rondella piana D6 / Washer D6	VERP06	VIRP06	VYRP06	- - -
Dado ad ancora M6 / Anchor nut M6	VEA006	VIA006	VYA006	- - -

[ bullone fissaggio passerella a rack | cable raceways fixing bolt to rack ]



ELEMENTO | ELEMENT

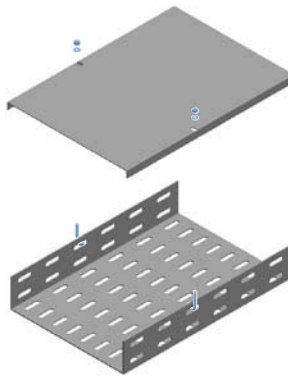
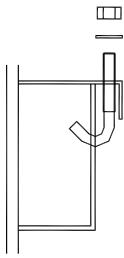
CODICE | CODE

Descr.	EGS	AISI 304	AISI 316	-
Vite M6x40 / Screw M6x40	VEC640	VIC640	VYC640	- - -
Rondella piana D6 / Washer D6	VERP06	VIRP06	VYRP06	- - -
Piastrina BFP-RACK / Plate BFP-RACK	* SOFP002	SOFP002	SOFP002	- - -
Dado M6 / Nut M6	VEDZ06	VIDZ06	VYDZ06	- - -

\* Acciaio zincato a caldo. - Hot dip galvanized.



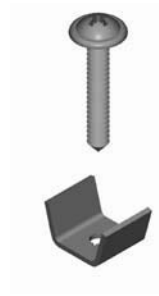
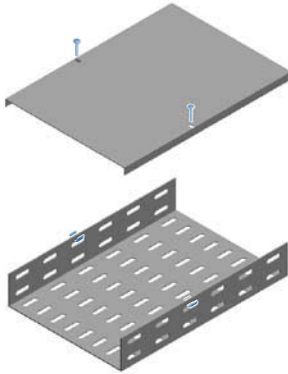
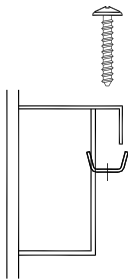
[ fissaggio coperchio | cover fixing ]



ELEMENTO | ELEMENT

CODICE | CODE

Descr.	-	AISI 304	AISI 316	-
Dado M4 / Nut M4	-	VIDM04	VYDM04	-
Rondella piana D4 / Washer D4	-	VIRP04	VYRP04	-
Gancio fissaggio coperchio / Hook cover fixing	-	VIG432	VYG432	-



ELEMENTO | ELEMENT

CODICE | CODE

Descr.	-	AISI 304	AISI 316	-
Vite fissaggio coperchio 4x25 / Cover fixing screw 4x25	-	VIA425	VYA425	-
Piastrina fissaggio coperchio / Plate cover fixing	-	VIFC04	VYFC04	-



